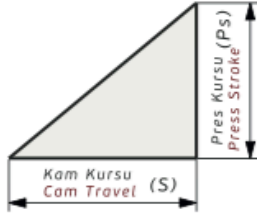


**DK-65 Bilgilendirme / Information**

- Çalışma Kuvveti / Working Force : (300.000 Baskı/Stroke) 39,2 kN (4,0tonf)
- Sürücü Geniřlięi / Slider Width : 65 mm
- Çalışma Açısı / Work Angle : 0°
- 02 : CK45, 01 : GGG60 (Opsiyon) / 02 : CK45, 01 : GGG60 (Option)
- Sürtünme Plakası Opsiyonu / Wear Plate Option : P
- Gazlı Yay Opsiyonu / Gas Spring Option : GY
- Pim Delięi Ø10H7 (Opsiyon) / Dowel Pin Ø10H7 (Option)
- Isıl İşlem Opsiyonu / Induction Option : I

**Kam Diyagram / Cam Diagram**

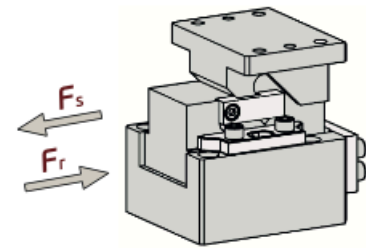
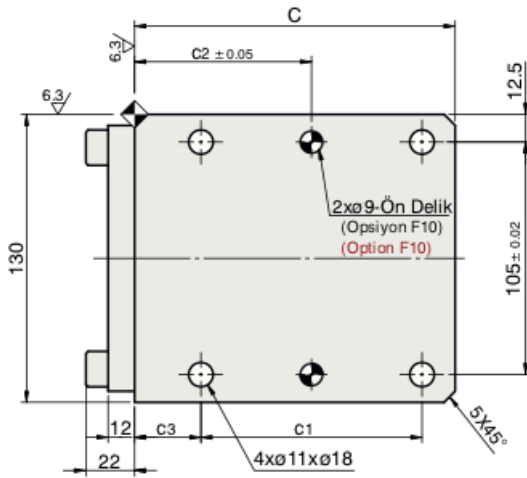
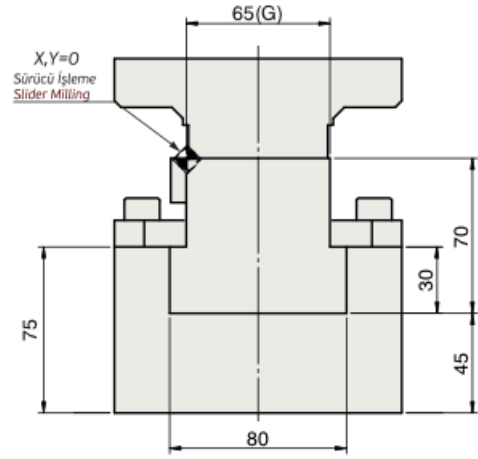
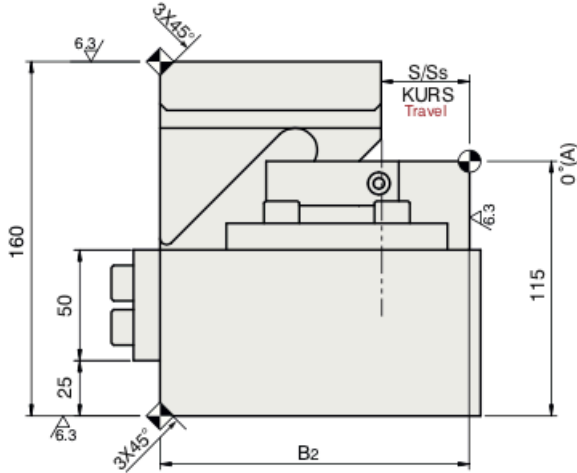
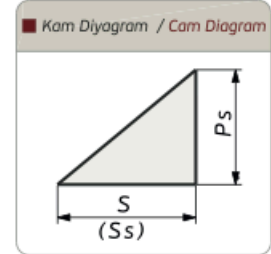
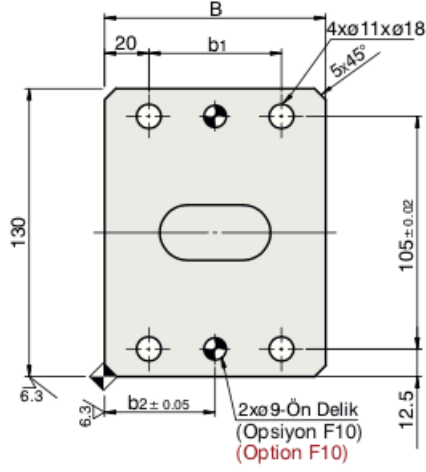


**Sipariř Örneęi / Order Example**

Kam Kodu Cam Code	Sürücü Geniřlięi Slider Width (mm)	Kurs Travel (mm)	Malzeme Material	Opsiyon Kodu / Option Code
	<b>(G)</b>	<b>(S)</b>	<b>01 / 02</b>	<b>P-GY-F10-I Opsiyonları</b> <b>P-GY-F10-I Options</b>
DK -	65 -	40 -	01	
DK -	65 -	60 -	02 -	P - GY - F10 - I

**DK-65 Teknik Bilgiler / Technical Informations**

Çalışma Yüzeyi/Mounting Surface		Çalışma Açısı Work Angle (°)	Kam Kuru/Cam Travel Stroke (mm)	Çalışma Kuvveti Working Force	Yay Kuvveti Spring Force	Gazlı Yay Kuvveti Gas Spring Force (Opsiyon/Option)
(G)	(Gh)	(A)	(S)			
65	70	00	40	300.000 Baskı/Stroke 39,2 kN (4,0 tonf)	1320 N (134 kgf)	2670 N (270 kgf)
65	70	00	60	1.000.000 Baskı/Stroke 19,6 kN (2,0tonf)	1320 N (134 kgf)	2670 N (270 kgf)



Kam Kodu Cam Kode	Açı Angle (A)	Ölçüler / Dimensions (mm)										
		S	Ps	Ss	B	B2	b1	b2	C	c1	c2	c3
DK-65	0	40	40	40	100	140	60	50	145	100	80	30
DK-65	0	60	60	60	110	190	70	55	180	125	105	40

 <b>ORDER</b>	Kod / Code	(G)	(S)	Opsiyon / Option
	DK	65	60	02/01 - P - F10 - GY - I