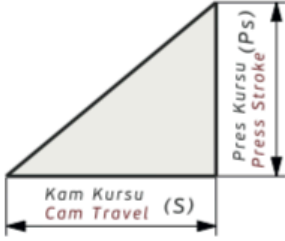


DK-52 Bilgilendirme / Information

- Çalışma Kuvveti / Working Force : (300.000 Baskı/Stroke) 29,4 kN (3,0tonf)
- Sürücü Geniřliđi / Slider Width : 52 mm
- Çalışma Açısı / Work Angle : 0°
- 02 : CK45, 01 : GGG60 (Opsiyon) / 02 : CK45, 01 : GGG60 (Option)
- Sürtünme Plakası Opsiyonu / Wear Plate Option : P
- Gazlı Yay Opsiyonu / Gas Spring Option : GY
- Pim Deliđi Ø8H7 (Opsiyon) / Dowel Pin Ø8H7 (Option)
- Isıl İşlem Opsiyonu / Induction Option : I

Kam Diyagram / Cam Diagram

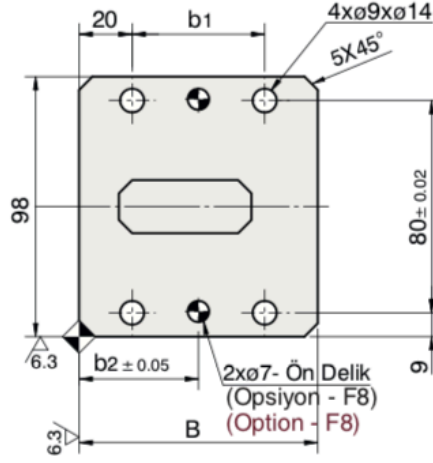


Sipariş Örneđi / Order Example

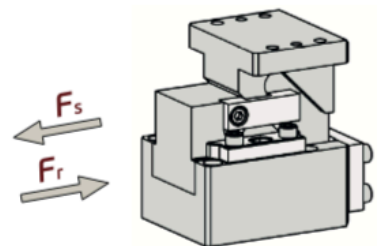
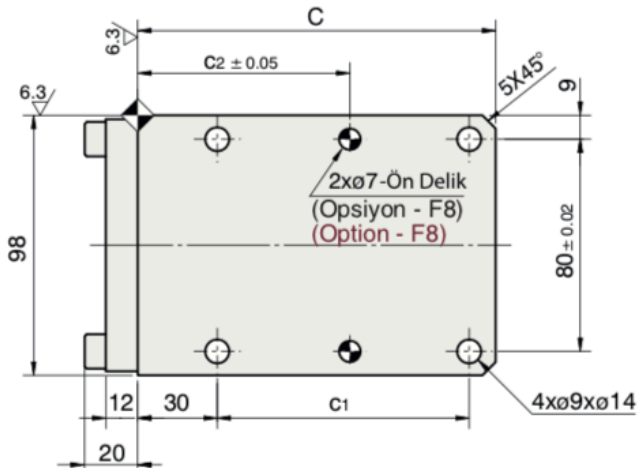
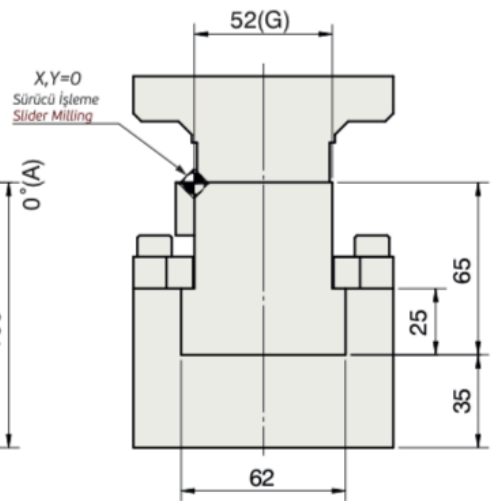
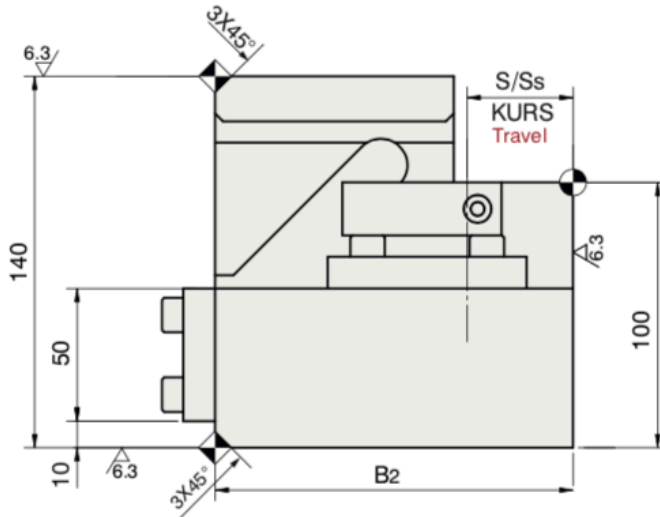
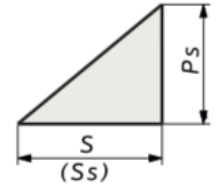
Kam Kodu Cam Code	Sürücü Geniřliđi Slider Width (mm)	Kurs Travel (mm)	Malzeme Material	Opsiyon Kodu / Option Code
	(G)	(S)	01 / 02	P-GY-F8-I Opsiyonları P-GY-F8-I Options
DK -	52 -	25 -	02	
DK -	52 -	40 -	01 -	P - GY
DK -	52 -	60 -	01 -	P - GY - F8 - I

DK-52 Teknik Bilgiler / Technical Informations

Çalışma Yüzeyi/Mounting Surface		Çalışma Açısı Work Angle (°)	Kam Kursu/Cam Travel Stroke (mm)	Çalışma Kuvveti Working Force	Yay Kuvveti Spring Force	Gazlı Yay Kuvveti Gas Spring Force (Opsiyon/Option)
(G)	(Gh)	(A)	(S)			
52	65	00	25	300.000 Baskı/Stroke 29,4 kN (3,0 tonf)	1050 N (108 kgf)	2520 N (260 kgf)
52	65	00	40	1.000.000 Baskı/Stroke 14,7 kN (1,5tonf)	1050 N (108 kgf)	2520 N (260 kgf)
52	65	00	60		1050 N (108 kgf)	2520 N (260 kgf)



■ Kam Diyagram / Cam Diagram



Kam Kodu Cam Kode	Açı Angle (A)	Ölçüler / Dimensions (mm)									
		S	P _s	S _s	B	B ₂	b ₁	b ₂	C	c ₁	c ₂
DK-52	0	25	25	25	80	120	40	40	120	80	70
DK-52	0	40	40	40	90	135	50	45	135	95	80
DK-52	0	60	60	60	110	180	70	55	180	140	55

 ORDER	Kod / Code	(G)	(S)	Opsiyon / Option
	DK	52	40	02/01 - P - F8 - GY - I