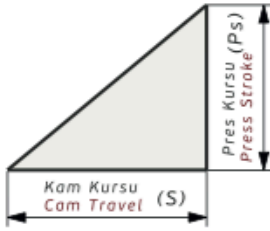


DK-200 Bilgilendirme / Information

- Çalışma Kuvveti / Working Force : (300.000 Baskı/Stroke)117,6 kN(12,0tonf)
- Sürücü Geniřliđi / Slider Width : 200 mm
- Çalışma Açısı / Work Angle : 0°
- 02 : CK45, 01 : GGG60 (Opsiyon) / 02 : CK45, 01 : GGG60 (Option)
- Sürtünme Plakası Opsiyonu / Wear Plate Option : P
- Gazlı Yay Opsiyonu / Gas Spring Option : GY
- Pim Deliđi Ø16H7 (Opsiyon) / Dowel Pin Ø16H7 (Option)
- Isıl İşlem Opsiyonu / Induction Option : I

Kam Diyagram / Cam Diagram

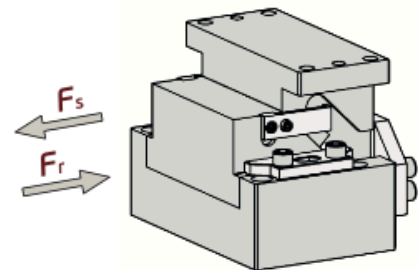
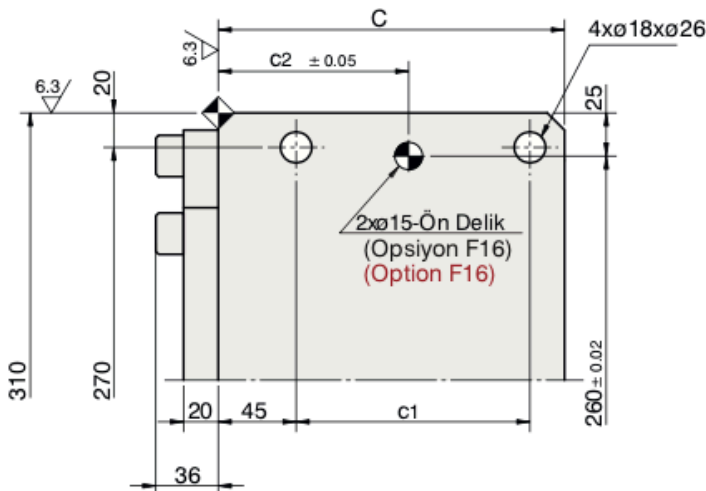
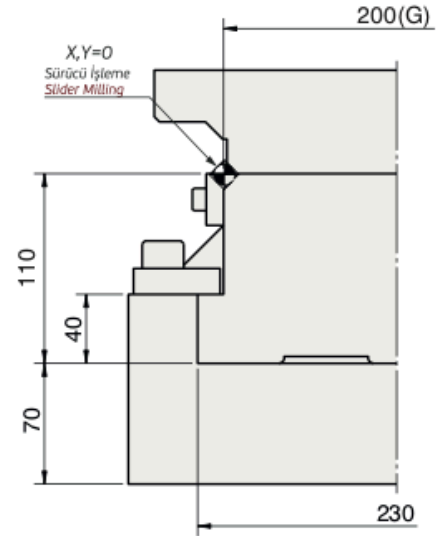
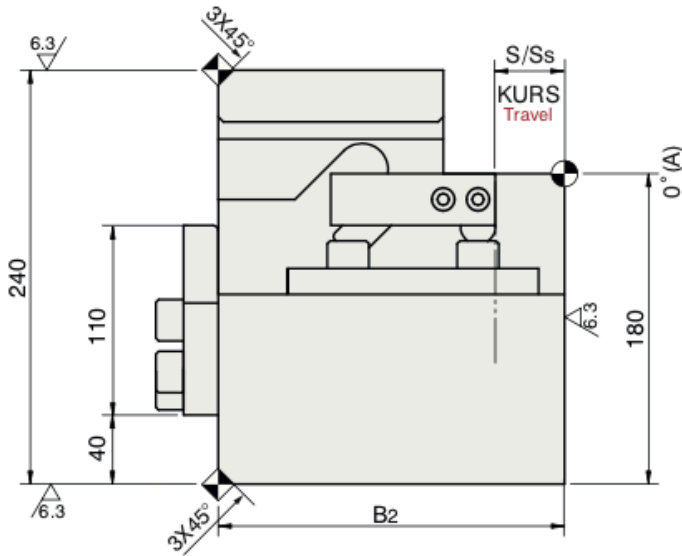
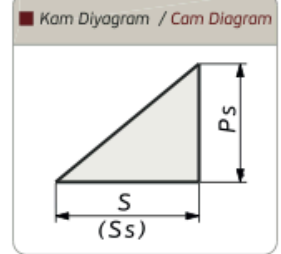
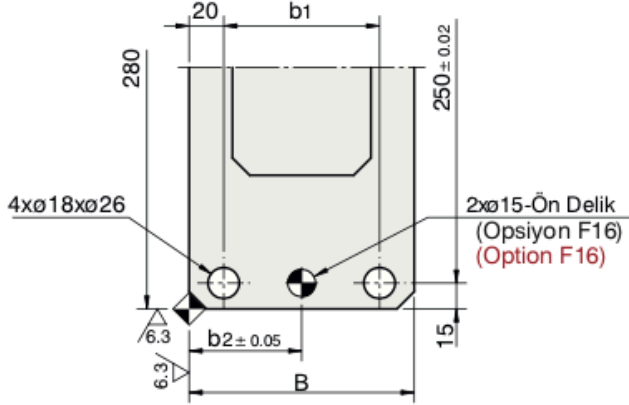


Sipariř Örneđi / Order Example

Kam Kodu Cam Code	Sürücü Geniřliđi Slider Width (mm)	Kurs Travel (mm)	Malzeme Material	Opsiyon Kodu / Option Code
	(G)	(S)	01 / 02	P-GY-F16-I Opsiyonları P-GY-F16-I Options
DK -	200 -	40 -	02	
DK -	200 -	60 -	01 -	P - GY - F16 - I

DK-200 Teknik Bilgiler / Technical Informations

Çalışma Yüzeyi/Mounting Surface		Çalışma Açısı Work Angle (°)	Kam Kuru/Cam Travel Stroke (mm)	Çalışma Kuvveti Working Force	Yay Kuvveti Spring Force	Gazlı Yay Kuvveti Gas Spring Force (Opsiyon/Option)
(G)	(Gh)	(A)	(S)			
200	110	00	40	300.000 Baskı/Stroke 117,6 kN (12,0 tonf)	3480 N (360 kgf)	7940 N (810 kgf)
200	110	00	60	1.000.000 Baskı/Stroke 78,4 kN (8,0tonf)	3480 N (360 kgf)	7940 N (810 kgf)



Kam Kodu Cam Kode	Açı Angle (A)	Ölçüler / Dimensions (mm)									
		S	P _s	S _s	B	B ₂	b ₁	b ₂	C	c ₁	c ₂
DK-200	0	40	40	40	130	200	90	65	200	135	110
DK-200	0	60	60	60	150	220	110	75	210	145	120

 ORDER	Kod / Code	(G)	(S)	Opsiyon / Option
	DK	200	40	02/01 - P - F16 - GY - I