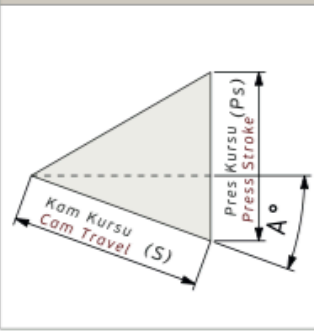


AKKP-80 Bilgilendirme / Information

- Çalışma Kuvveti / Working Force : (300.000 Baskı/Stroke) 35,3 kN (3,6 tonf)
- Sürücü Geniřlięi / Slider Width : 80 mm
- Çalışma Açısı / Work Angle : 0°-30°
- Gazlı Yay Opsiyonu / Gas Spring Option : GY
- Pim Delięi Ø13H7 Opsiyon / Dowel Pin Ø13H7 (Option)
- Sipariř Örneęi / Order Example : AKKP-80-05-GY-F13

Kam Diyagram / Cam Diagram

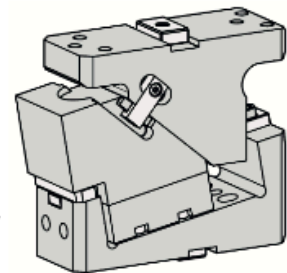
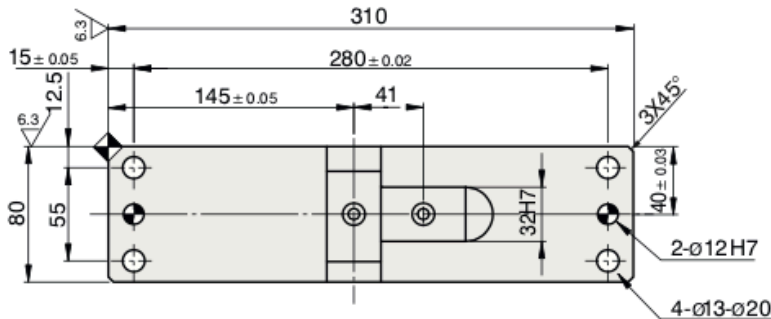
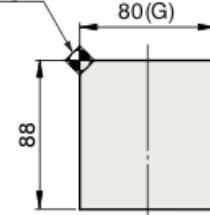
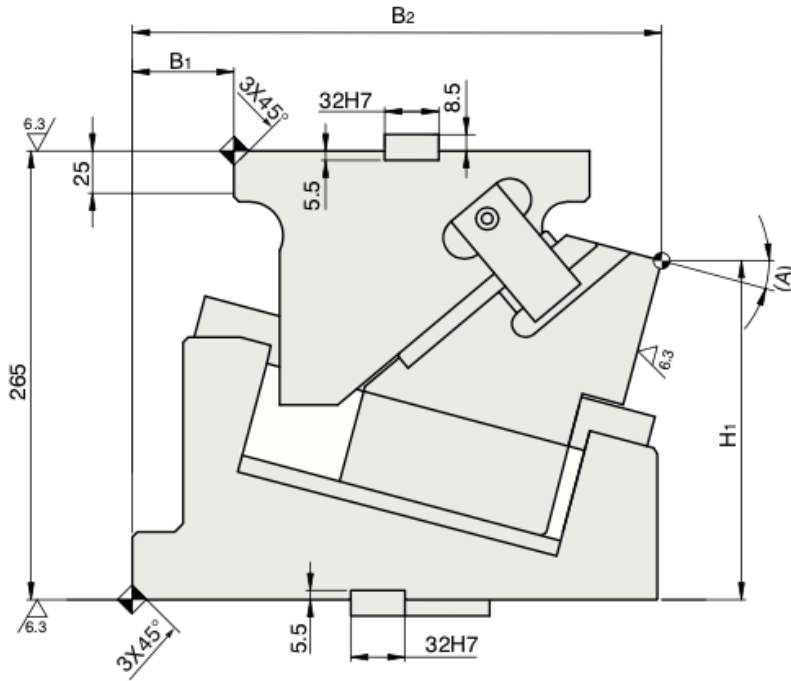
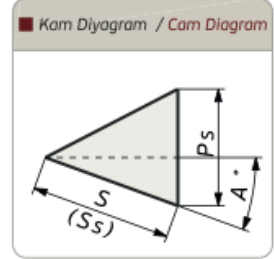
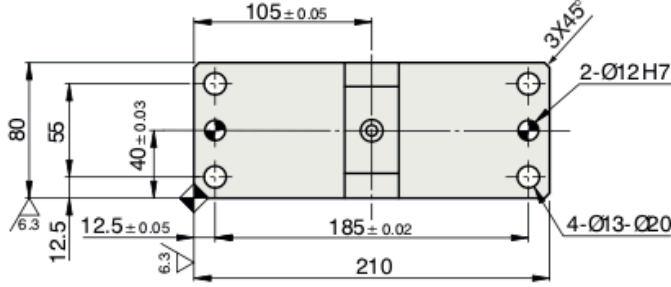


Sipariř Örneęi / Order Example

Kam Kodu Cam Code	Sürücü Geniřlięi Slider Width (mm)	Çalışma Açısı Work Angle (°)	Opsiyon Kodu / Option Code			
			Gazlı Yay Gas Spring	Pim Delięi Dowel Pin	---	---
AKKP - 80 - 00						
AKKP - 80 - 10 - GY						
AKKP - 80 - 25 - GY - F13						

AKKP-80 Teknik Bilgiler / Technical Informations

Çalışma Yüzeyi/Mounting Surface		Çalışma Açısı Work Angle (°)	Kam Kuru/Cam Travel Stroke (mm)	Çalışma Kuvveti Working Force	Yay Kuvveti Spring Force	Gazlı Yay Kuvveti Gas Spring Force (Opsiyon / Option)
(G)	(Gh)					
80	88	00	60	300.000 Baskı/Stroke 35,3 kN (3,6 tonf)	1340 N (136 kgf)	5680 N (580 kgf)
80	88	05	60		1340 N (136 kgf)	5680 N (580 kgf)
80	88	10	60		1340 N (136 kgf)	5680 N (580 kgf)
80	88	15	60		1340 N (136 kgf)	5680 N (580 kgf)
80	88	20	60		1340 N (136 kgf)	5680 N (580 kgf)
80	88	25	60		1340 N (136 kgf)	5680 N (580 kgf)
80	88	30	60		1340 N (136 kgf)	5680 N (580 kgf)



Kam Kodu Cam Kode	Açı Angle (A)	Ölçüler / Dimensions (mm)					
		S	Ps	Ss	H1	B1	B2
AKKP-80	00	60	85,7	60	210,0	-50	285,0
AKKP-80	05	60	76,5	60	208,1	-55	293,3
AKKP-80	10	60	69,5	60	204,8	-55	303,2
AKKP-80	15	60	64,2	60	200,2	-60	312,6
AKKP-80	20	60	60,0	60	194,3	-70	321,5
AKKP-80	25	60	56,8	60	187,3	-80	329,8
AKKP-80	30	60	54,2	60	179,1	-85	332,3

 ORDER	Kod / Code	(G)	(A)	Opsiyon / Option
	AKKP	80	05	GY - F13