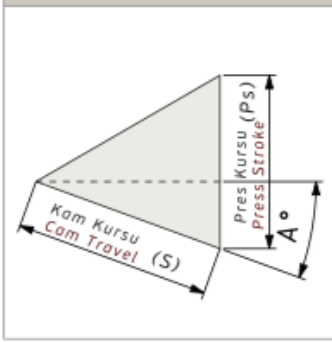


AKKP-50 Bilgilendirme / Information

- Çalışma Kuvveti / Working Force : (300.000 Baskı/Stroke) 14,7 kN (1,5 tonf)
- Sürücü Geniřliđi / Slider Width : 50 mm
- Çalışma Açısı / Work Angle : 0°~30°
- Gazlı Yay Opsiyonu / Gas Spring Option : GY
- Sipariř Örneđi / Order Example : AKKP-50-20

Kam Diyagramı / Cam Diagram

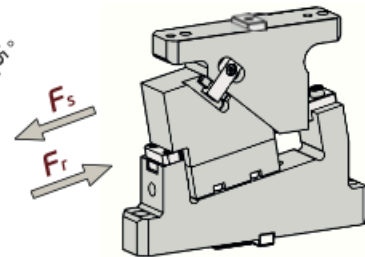
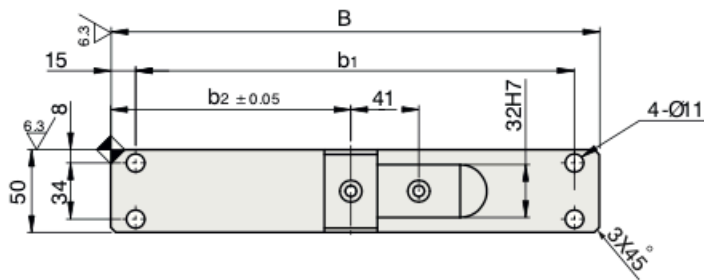
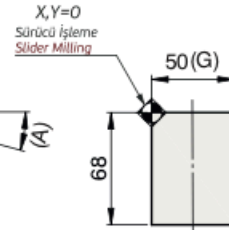
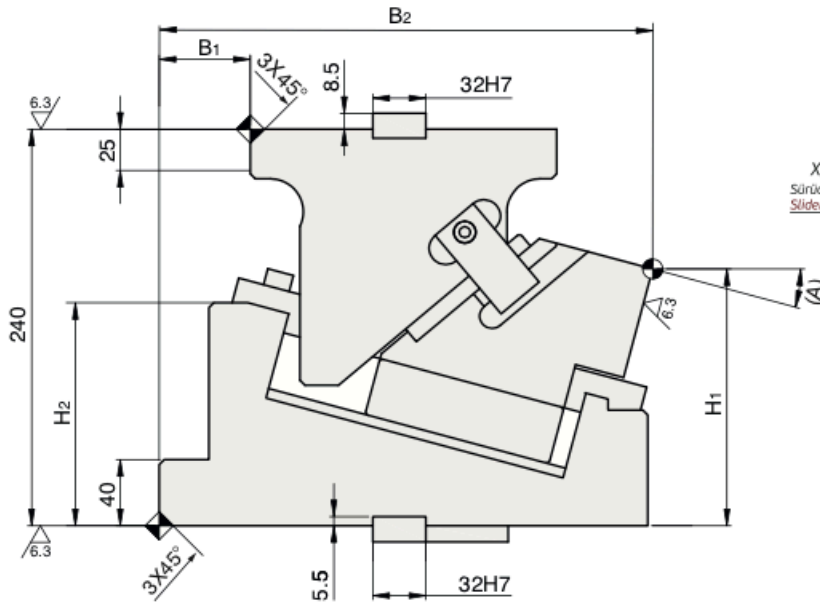
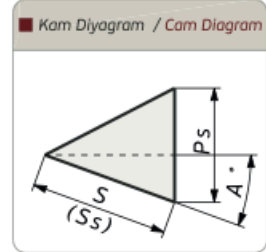
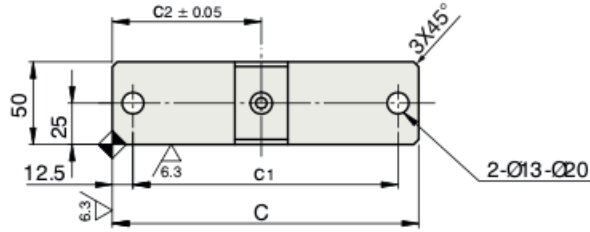


Sipariř Örneđi / Order Example

Kam Kodu Cam Code	Sürücü Geniřliđi Slider Width (mm)	Çalışma Açısı Work Angle (°)	Opsiyon Kodu / Option Code			
			Gazlı Yay Gas Spring	---	---	---
AKKP - 50 - 15	50	15				
AKKP - 50 - 30 - GY	50	30	GY			

AKKP-50 Teknik Bilgiler / Technical Informations

Çalışma Yüzeyi/Mounting Surface		Çalışma Açısı Work Angle (°)	Kam Kursu/Cam Travel Stroke (mm)	Çalışma Kuvveti Working Force	Yay Kuvveti Spring Force	Gazlı Yay Kuvveti Gas Spring Force (Opsiyon / Option)
(G)	(Gh)	(A)	(S)			
50	68	00	60	300.000 Baskı/Stroke 14,7 kN (1,5 tonf)	590 N (60 kgf)	2520 N (260 kgf)
50	68	05	60		590 N (60 kgf)	2520 N (260 kgf)
50	68	10	60		590 N (60 kgf)	2520 N (260 kgf)
50	68	15	60		590 N (60 kgf)	2520 N (260 kgf)
50	68	20	60		590 N (60 kgf)	2520 N (260 kgf)
50	68	25	60		590 N (60 kgf)	2520 N (260 kgf)
50	68	30	60		590 N (60 kgf)	2520 N (260 kgf)



Kam Kodu Cam Kode	Açı Angle (A)	Ölçüler / Dimensions (mm)												
		S	P _s	S _s	H ₁	H ₂	B	B ₁	B ₂	b ₁	b ₂	C	c ₁	c ₂
AKKP-50	00	60	85,6	60	165,0	82	255	-10	240,0	225	120	170	145	85
AKKP-50	05	60	76,5	60	162,8	40	290	-45	281,3	260	145	180	155	90
AKKP-50	10	60	69,5	60	159,6	40	290	-50	287,3	260	145	180	155	90
AKKP-50	15	60	64,2	60	155,4	40	295	-55	298,0	265	145	185	160	90
AKKP-50	20	60	60,0	60	150,3	40	295	-70	308,3	265	145	185	160	90
AKKP-50	25	60	56,8	60	144,4	40	295	-70	308,1	265	145	185	160	90
AKKP-50	30	60	54,2	60	137,6	45	295	-80	312,3	265	145	185	160	90

 ORDER	Kod / Code	(G)	(A)	Opsiyon / Option
		AKKP	50	05